

Main Page





Welcome to the BlueSpice Helpdesk!

This helpdesk provides you with feature descriptions, support and tips and tricks on how to use your BlueSpice wiki.



[Go to the german version.](#)

Do you want some interesting **entry points**?

 User manual	<p>In the user manual, we will guide you step-by-step through BlueSpice. You will get an overview of the wiki, learn how to create articles, and how to enhance them by including pictures, links and files. Furthermore, we will show you ways to structure and personalize your BlueSpice wiki.</p>
 Admin manual	<p>The admin manual compiles topics concerning the administration of a wik user, group and permission management, global settings in BlueSpice, as well as working with templates.</p>
 The right BlueSpice for everyone	<p>You either have the free version of BlueSpice, a subscription of BlueSpice pro, or manually installed additional packages. No matter what, here you find detailed descriptions of your installation:</p> <ul style="list-style-type: none"> ■ BlueSpice free - all extensions included in the free version ■ BlueSpice pro - extended functions of the subscription ■ All extensions - List of all available BlueSpice extensions
 News	<p>Here you will find an up-to-date list showing you the most recent changes the helpdesk. Take a peek!</p> <ul style="list-style-type: none"> ■ PastelImage ■ Template:Box Note ■ File:DragImage5.jpg ■ File:DragImage4.jpg ■ File:DragImage3.jpg

... or just take a look at our **How to** portals. You can find links in the navigation menu on the right.

Have fun!